

Use the Find Care tool at [anthem.com](https://www.anthem.com) to

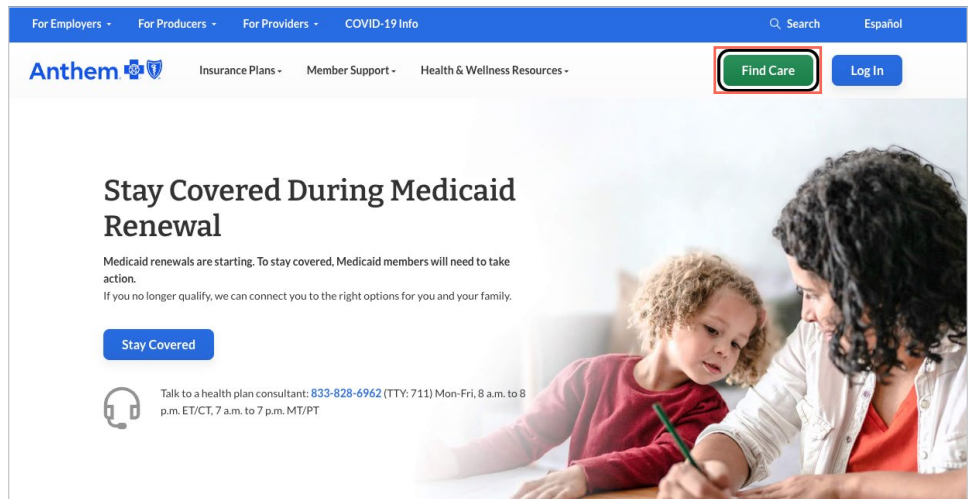
find the care you need

Anthem’s Find Care tool was created to make it easier to find primary care providers and specialists in your area. Whether you’re searching for medical, dental, or vision, use this quick step-by-step guide to find doctors near your home or work.

General search

Step 1

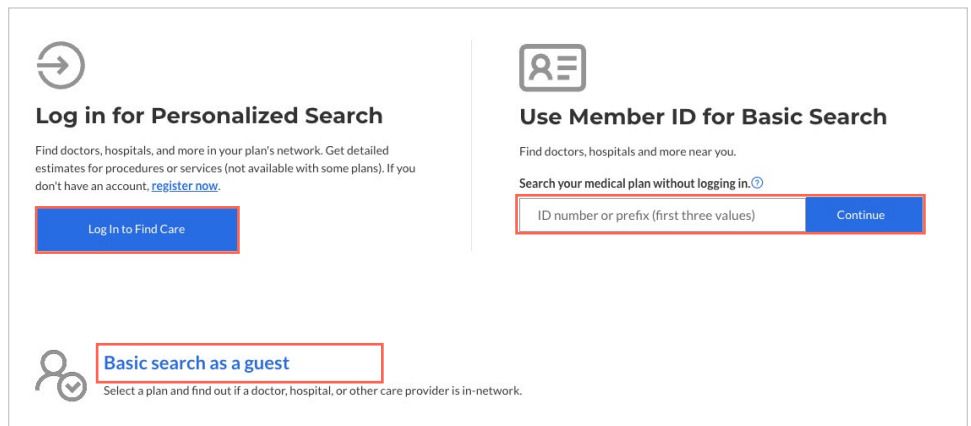
Go to [anthem.com](https://www.anthem.com) and select **Find Care** on the top-right corner.



Step 2

There are three ways to search for a doctor:

1. Select **Log in for Personalized Search** and log in with your email address or username and password. You will be directed to your network of providers.
2. Under Use Member ID for Basic Search, enter your member ID and you will be directed to your network of providers without logging in.
3. **Choose Basic search as a guest and make four selections.**



Step 3

Basic search as a guest

Use the drop-down boxes to make your selections:

Select the type of plan or network:

Medical Plan or Network (You also can select dental or vision providers from this drop-down.)

Select the state where the plan or network is offered:

Choose New Hampshire even if you reside out of state

Select how you get health insurance:

Medical (Employer-Sponsored)

Select a plan or network:

- BlueChoice Open Access (Select Network)

Basic search as a guest

Select the type of plan or network

Medical Plan or Network (may also include dental, vision, or pharmacy benefits)
 ▼

Care Providers for Behavioral Health & Substance Use Disorder Services are listed under Medical plan or network.

Select the state where the plan or network is offered. (For employer-sponsored plans, select the state where your employer's plan is contracted in. Most of the time, it's where the headquarters is located.)

New Hampshire
 ▼

Select how you get health insurance

Medical (Employer-Sponsored)
 ▼

Select a plan or network

BlueChoice Open Access (Select Network)
 ▼

Cancel
Continue

Once you've made your selections, choose **Continue**.

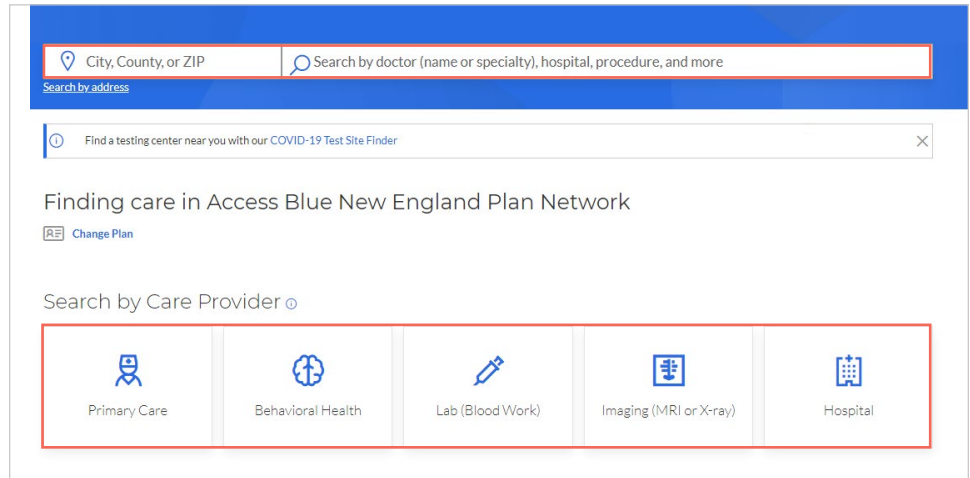
Step 4

Search for care by entering:

- Your city, county, or ZIP code.
- The name or specialty, national provider identifier (NPI), or license number of a care provider.

You also can select the **Search by Care Provider** boxes listed in blue for frequently searched care options.

If you are looking for a **physician** name:



- After choosing “Basic search as a guest,” select **Vision Plan or Network**.

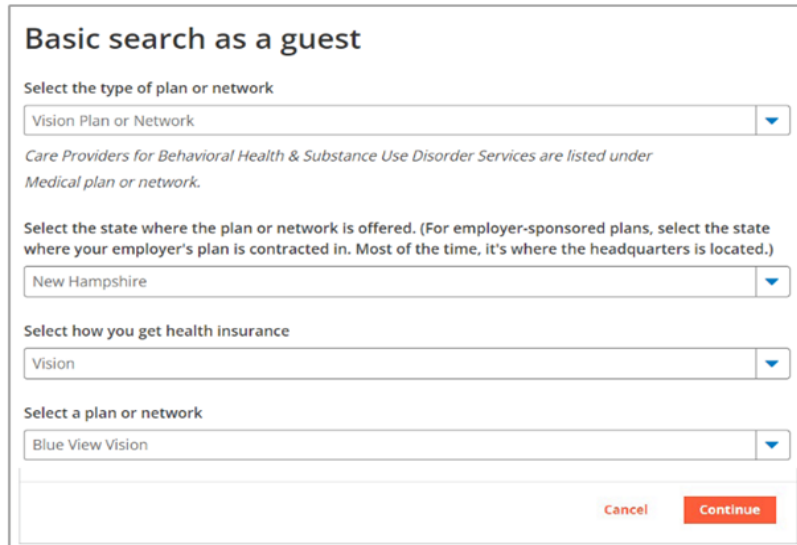
Select the state where the plan or network is offered:

Choose New Hampshire even if you reside out of state

Select a plan or network:

Blue View Vision

If you are looking for a **vision** provider:



Once you've made your selections, choose **Continue**.

- Choose **Continue**.
- Enter zip code. Then choose a specialty.

